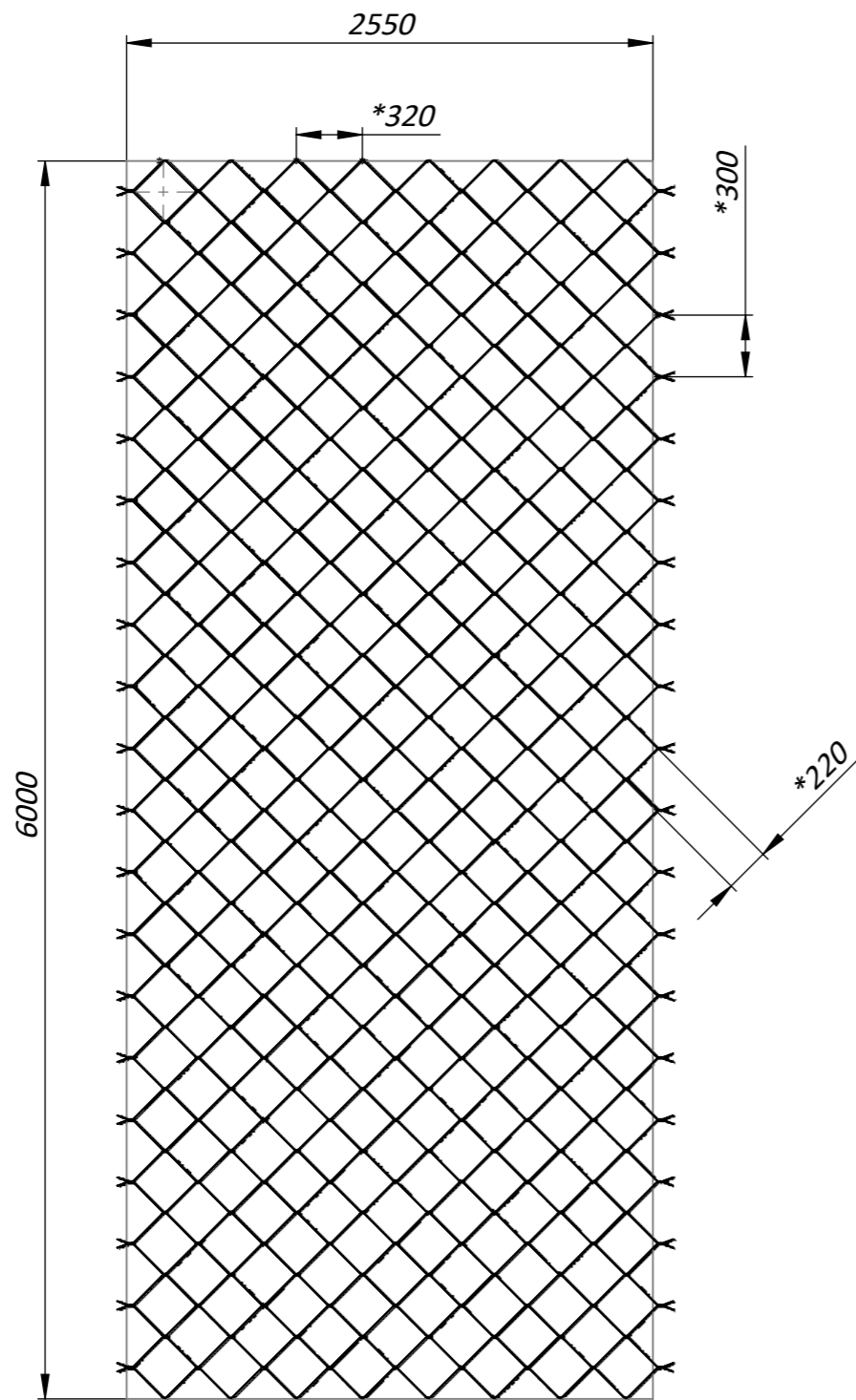
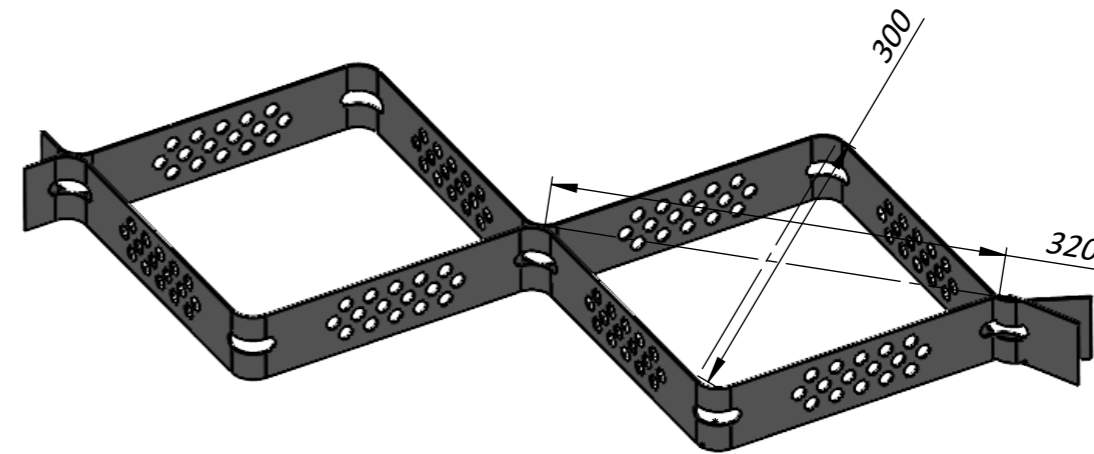



Top view of the mounted module



Isometric view of two cells



Top view of the packaged module in the transport position



1. * Size for reference.
2. H17 / h17 ISO 286-2: 2010
3. The strength of the module elements in any direction of the force not less than 0.5 kN according to ISO 13426-1.
4. Diagonal commissions can be developed in any form.
5. Estimated installation area of the deployed module is 164sqf / 15.3 m2.
6. Estimated area of commissions 0.516sqf / 0.04798 m2.
7. Number of cells 293 pcs.
8. Strip thickness 0,059' / 1.5 ± 0.2mm.
9. The deviation of the actual mass from the nominal can be up to 12%.

UNLESS OTHERWISE SPECIFIED: DIMENSIONS ARE IN MILLIMETERS		FINISH:		DEBURR AND BREAK SHARP EDGES		DO NOT SCALE DRAWING		REVISION		A-01	
SURFACE FINISH:								TITLE:		Geocell 50mm	
TOLERANCES:											
LINEAR:										ARTICLE:	
ANGULAR:											
DRAWN		NAME		SIGNATURE		DATE				ARTICLE:	
CHK'D		m.kachanovskiy				2021-05-11					
APPV'D						07.06.2021				8750-M	
MFG											
Q.A								MATERIAL:		A3	
								HDPE			
								WEIGHT: 14,3 lb / 6,5 kg		SHEET 1 OF 1	